




Janet Clare

# Turn to the Sun




FINISHED EMBROIDERY  
MEASURES 6" IN DIAMETER



# Turn to the Sun

## Stitching Notes



I used a 6 inch hoop and stitched my embroidery with my Sky embroidery floss colours onto cream patterned fabric from my Aubade fabric collection for Moda.

A colour stitching chart, embroidery template for tracing and a guide to the stitch types I used are provided below.

### Cosmo Thread Colours

	365
	712
	152A
	893
	894
	895
	981A
	982
	734
	735
	169
	600




**Lettering** Use 6 strands of floss and backstitch  
**Sun outline** Use 3 strands of floss and satin stitch  
**Sun's rays** Use 3 strands of floss and French knots



# Turn to the Sun

Template for tracing



You can find free patterns, sewing tips, my blog and shop at my website:

[www.janetclare.co.uk](http://www.janetclare.co.uk)

If you have any questions please email: [questions@janetclare.co.uk](mailto:questions@janetclare.co.uk)